

The Shire

Glenshire/Devonshire Residents Association • October 2009

Local Fire reminds us of the need for defensible space

On Monday September 7th a grass fire was started on the west side of the Glenshire Lake Dam. It burned about an acre before it was fully suppressed. This was the proverbial bullet that was dodged. The prior two days had wind gusts of over 35 mph and had these winds been present at the time of the fire the potential for loss to homes and lives would have been a reality. This wake up call for defensible space couldn't have been better scripted and now it is up to us to protect our properties to create a safe community.

There are many resources available and our local fire department is a great place to start. Log on to: www.truckeefire.org The Truckee Fire Department's home page has many links to information on fire prevention. For information on defensible space and a check list for properties with and without houses log on to: www.truckeefire.org/main_subitems.asp?id=18&sid=131&ssid=106. Yes, if you have an empty lot you still have an obligation and responsibility to the community around you to prevent your property from becoming a hazard to others.

One of the best resource pages you can find about all aspects of before, during and after a fire event is www.livingwithfire.info/tahoe. If you have a shake shingle roof it would be appropriate to start a replacement budgeting plan.

Continued on Page 2

Board of Directors Meeting Schedule

Meetings begin at 6:30 PM
15726 Glenshire Drive (Held at the GDRA clubhouse)

October 14, 2009

November 11, 2009

January 13, 2009

March 10, 2009

Design Review Committee Schedule

2nd and 4th Tuesday's at 9:00 AM
15726 Glenshire Drive (Held at the GDRA clubhouse)

October 13 & 27, 2009

November 10 & 24, 2009

December 8 (Only 1 meeting)

January 12 & 26, 2009

March 9 & 23, 2009



Printed with Soy Ink

Is the Official Publication of
The Glenshire/Devonshire Residents Assoc.
15726 Glenshire Drive, Truckee, CA 96161
(530) 587-6202 • Fax (530) 587-7045
Dan Warren, General Manager
Vicki Connell, Administrative Assistant
Creative Concepts, Advertising & Design
Email: glenshire1@sbglobal.net
Website: Glenshiredevonshire.com

Presorted
Standard
U.S. Postage
PAID
Permit #72
Truckee, CA



GLENSHIRE
DEVONSHIRE

15726 Glenshire Drive, Truckee, CA 96161

A Message from our President Don Boehm

The annual meeting was held on September 12, 2009. The election results showing that we reached a quorum with a total of 386 eligible ballots cast. There were 147 disqualified ballots cast because there were no signatures. Thank you to all of the people who took time to vote.

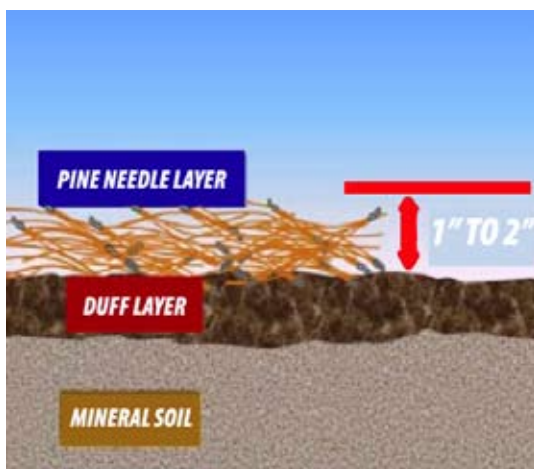
On Wednesday September 16, 2009 the directors were appointed to their new positions with: Donald Boehm, President; Dan Engler, Vice President; Manon Celaya-Willingham, Treasurer; Kris Hansen, Director at large; and Monica Bock, Secretary.

A big thanks to these dedicated individuals who take time out of their very busy lives to make Glenshire a better place to live.



Don Boehm, President

Defensible Space *continued*



Here are a few guidelines taken from the University of Nevada Cooperative Extension on Defensible Space.

Types of dead Vegetation and Recommended Action

Standing Dead Tree: Remove

Downed Dead Tree: Remove all downed dead trees within the defensible space area, if they have recently fallen and are not yet embedded into the ground. Downed trees that are embedded into soil, and which cannot be removed without soil disturbance, should be left in place. Remove all exposed branches from embedded downed dead trees.

Dead Shrubs: Remove all dead shrubs from within the defensible space area. Leave roots in place to hold the soil in place.

Dried Grass and Wildflowers: Once grass and wildflowers have dried out, cut them down and remove from the defensible space area.

Fallen Pine Needles and leaves covering bare soil: Reduce thick layers of pine needles and leaves to a depth of 1-2 inches. Greater accumulations create an unacceptable fire risk. However, do not rake pine needles down to bare soil. Reducing pine needles and

leaves to less than a 1 inch layer may make the underlying bare soil vulnerable to erosion.

Take care to avoid disturbing the "duff layer" (the dark area at the ground surface where needles and leaves are decomposing) if present. For detailed information on managing pine needle mulch, contact your Conservation District office. Note: do not allow any pine needles or leaves to accumulate within 5 feet of the house or under decks. Consider using rock mulches or planting low-fire-hazard vegetation to cover bare ground in these areas.

Fallen pine needles covering other than bare soil: Remove pine needles and leaves from roofs, rain gutters, decks, driveways, lawns, flower beds and other areas where doing so does not expose bare soil. This is a partial list, please refer to the above web sites or stop by the GDRA office for more information on defensible space. Before removing any standing trees CC&R 6.05 and DRC rule V. require they be reviewed by GDRA staff if they are over 4" in diameter. **Remember, it takes an entire community working together to keep it safe.**

Fall is Here - A Message from the The Truckee Fire Department

We have had some cool nights and the Aspen leaves are starting to change to a vibrant golden color. The weather is cooling down but everyone needs to continue working on their defensible space. Make sure pine needles and leaves are cleaned off of your roof. As more people start using their wood burning appliances there is an increased potential for chimney fires. A chimney fire can easily turn into a roof fire when burning embers escape a chimney and drop onto the pine needles on a roof.

When was the last time someone inspected your chimney to make sure it has not been damaged by excessive heat, wind, snow or ice? Does your chimney need cleaning? Make sure your chimney is in good shape before firing up your wood-burning appliance this fall.

The first Sunday of November Daylight-savings time will end and it will be time to set your clocks back one hour. As you go through your house resetting your clocks be sure to put new batteries in your smoke detectors and carbon monoxide detector.

Have you ever wondered where the name "Icknield" comes from?

Well, here it is. The Icknield Way is one of the oldest (prehistoric) roads in Britain, being one of the few long-distance trackways (100 miles) to have existed before the Romans occupied the country.

The road may be named for the ICENI tribe of ancient Britain, who may have established this route to permit trade with other parts of the country from their base in East Anglia. It has been suggested that the road has older prehistoric origins but this theory has fallen out of favour.

The name Icknield Way was transferred in the 12th century to a Roman road running from Bourton on the Water to Templeborough near Rotherham. This is now called Icknield or Ryknild Street to distinguish it from the older Icknield Way.

- Submitted by Brigitte Kaneda



CC&R of the Month

For the month of October we bring you a common theme as the lead article.

Section 8.09. Burning.

Burning shall be permitted on lots only in compliance with all local governmental fire safety and permit regulations. No Owner or resident shall permit any condition to exist on his or her Lot, including, without limitation, trash piles, or weeds, which create a fire hazard or is in violation of local fire regulations. The foregoing restrictions shall not prohibit barbecues in conventional receptacles or the installation of a gas log fire pit so long as the pit's structure, design and placement are approved by the Design Review Committee.

For the month of November this is particularly important with the winter season soon upon us. To prevent muddy areas and soil erosion the following CC&R was written.

8.01 (d) The vegetation and landscaping on any Lot shall be planted or maintained by the Owner or resident in such a manner as to reduce the risk of fire, prevent or retard shifting or erosion of soils, encourage the growth of indigenous ground cover and to cause the proper diversion of water into streets and natural drainage channels.

Covenants Conditions and Restrictions (CC&Rs) 2010

In 2010 Glenshire will be updating our CC&R's as well as its Architectural rules and Off Street parking rules. This is to bring our CC&R's up to date with the laws that have changed in the last 10 years. Most changes will be minor and will not affect the majority of the Residents of Glenshire. This is a great opportunity to look over these documents to see if they are what you envision your community to look like.

I would like to thank all of the residents who have called and e-mailed in with their opinions on these matters. There is still time to have input on what you would like our community to look like for the next ten years.

This is a great opportunity for you to voice your opinion, send us letter, come to a board meeting or send an email.

Request for Abandonment of Recreational Easement

The Owner of the property located at 10437 Becket Place, Unit 2, lot 076, has made a Request for Abandonment of Recreational Easement. The easement in question runs along the SSE property line. As required by resolution 97-11 any questions may be addressed to Glenshire Residents Association. Any objections shall be voiced to the Town Council within 30days of the mailing of this publication.



Have an Old Car Sitting Around?

Have an old car sitting in your yard and could use a tax break this year? If you are one of the many residents of Glenshire that has the extra or seldom used vehicle parked on their property now is a great time to donate it to a charity and get a tax break on the all but too soon tax season. Don't wait for another winter to take its toll on that vehicle and get a break now. Check out these web sites for more information or call: 1-877-227-7277.

<http://www.habitat.org/carsforhomes/default.aspx>

<http://www.carsforbreastcancer.org/?gclid=COq3l5Wa95wCFRlcagodU2lxZw>

<http://www.capradio.org/support/vehicledonation/default.aspx>

SUGAR BOWL
SINCE 1939

09/10 Seasons passes on sale now.
Celebrate the opening of the new Summit chair, accessing the Judah Bowl and points beyond.
Enjoy our professionally guided backcountry adventures with Alpine Skills International.

sugarbowl.com

It's Your Turn.

Here's my idea of economic stimulus:

Roxanne Duffield, Agent
Insurance Lic. #: 0753700
roxanne@roxanneduffield.biz
Bus: 530-583-2886 Fax: 530-583-2329

Get discounts up to
35%
If your economy needs some stimulation, I'll show you how to make your car insurance dollars work harder. Like a good neighbor, State Farm is there.[®]
CALL FOR A QUOTE 24/7

State Farm
INSURANCE

Private Property Access and Open Space


It is a hard subject for people to digest when the issues and the rights of private property owners are put in front of them. It is also hard for people to accept that they are part of the issue because as every one will tell you "it is the other guy who is abusing the land". It may be but probably not, you may be an issue and not even know it. Through personal experience I would guess that while less than 30% of the people who are the actual habitual abusers, we all may be identified at one time or another of making land use mistakes.

As many people are starting to come to understand that the Glenshire area is surrounded by private property they also need to understand that these property owners have the same rights to keep people out of their "yards" as you to keep various people and land users out of your yard. Most people would not like to have snowmobiles and motorcycles zipping through their front yard, nor would they want hordes of dogs chasing the wildlife or mountain bikers skidding a new trail across their front lawn. Camping, wood cutting, the fire danger from unauthorized camp fires and the responsibility of land owners of water quality into the Truckee River are all issues that land owners around our area have to balance into the way they manage their property.


Some abuses are obvious: such as the noise pollution from motorcycles and snowmobiles or the land erosion issues from off road motorcycle use, less obvious might be from mountain bikers. As an avid mountain biker spending 8 years designing and building mountain bike trails I can attest to the fact that there can be and are a lot of issues with user built trails of poor design and erosion issues caused by poor (skidding) riding practices. Even less obvious still are some of the issues caused by our pets. The Canyon Springs property is teaching us more about the importance of the deer migratory routes and fawning areas. One issue is that deer will not fawn in areas that have the strong presents of K-9 smells nor will they migrate across those areas. A dog that chases a deer causes it to burn valuable calories, with the scarcity of food supplies this can make the difference between whether a doe can successfully fawn or not. A tough issue to understand for dog owners is that taking the family pet into the hills and letting it run around is deteriorating the deer heard as well as changing the balance of other indigenous wildlife in the area.



Kelly Brothers Painting INC



INTERIORS



EXTERIORS

interiors

exteriors

artistic
finishes

green
solutions

530-550-0806 • www.KellyBrothersPainting.com

NV Lic #68238 CA Lic #822843

As many residents have experienced the Teal and Raley families have chosen to close the 4000+ acres at the east end of the Glenshire area to public access. This is private property and they do have that right to restrict access to their land as much as you do to yours. As much as the Glenshire Devonshire Association would like to see access to this land return in the future, our current position is to respect the rights of the owners. If you feel that you need to contact the Teal family you may do so by talking with Neil Doerhoff @ 916-224-1111.

Many residents may have also seen the new private property signs that have been placed at the entrances to Juniper Hills. Again, this is private property and abuses of the land in that area have caused the subsequent public access loss. Please respect the rights of the owners in Juniper Hills.

This leaves a few other private property parcels including the proposed Canyon Springs property. Currently the owners do not have any intentions of restricting access to their land. This does not mean that the abuses to the Juniper Land and then the Teal property should continue. In fact we should learn from past mistakes and treat this land as if it was our front yard. I understand that the owners do not have any interest in allowing motor vehicle use in this area so if you see your neighbor heading that way on their motorcycle or snowmobile please ask them to avoid that area but to use the hundreds of thousands of acres of land that the Forest Service manages just a few miles away at the Boca, Stampede area. If you mountain bike, stay on the trails that are there, don't make any new trails and don't skid! If you are a dog owner keep your dog on a leash and stay on the trails.

If you see egregious abuses such as campfires or wood cutting call the local police department or you may call the GDRA office at 530-587-6202.

If you borrow a car it is common practice to give it back with the tank full and a fresh wash. The same can be said when using someone else's property, respect it and leave it better than you found it so that it will be available another day for you to use.



GREEN BAGS FOR GREEN WASTE

Town of Truckee Announces New Curbside Yard Waste Collection Program

The Truckee Town Council recently approved the implementation of the Town's first curbside yard waste collection program. The program is intended to provide Truckee residents a convenient means to

discard vegetative waste generated on their property. This program mimics the already popular blue bag recycling program and requires residents to purchase approved green bags in order to participate.

Why green bags? Green bags allow the program to begin immediately without the need to secure new collection equipment. In addition, green bags are collected weekly rather than on an every other week system. Similar to blue bags, green bags will be collected on trash day each week now until October 31, 2009. Green bags will be recycled.

Purchase Approved Green Bags

In order to participate, residents must purchase approved green bags from Mountain Hardware or Tahoe Supply Company. Approved green bags are currently available in cases of 50 (\$37.01) or 25 (\$18.51).

Retailer Locations

Mountain Hardware - 11320 Donner Pass Road and Tahoe Supply Company - 10939 A Industrial Way (near the Pioneer Com. Ctr.)

Fill Green Bags with Vegetative Yard Waste

This program accepts up to four filled green bags per week at no additional charge. Please limit each bag to a maximum weight of 40 lbs.

Accepted Items

Pine Needles, Pine Cones, Lawn Trimmings, Garden Waste, Brush Small Twigs & Branches, Wood Chips & Bark. Please note that no large limbs or branches, food waste, pet waste, rocks or dirt.

Tie it

Bags must be tied. Just like blue recycling bags, green bags ride with the garbage. It is essential that the bags are tied, ensuring that the green waste is easily separated from trash and recovered for processing. Untied bags will be left at the curb. Zip ties, strong metal twist ties, rope/twine and knots are all acceptable ways to secure the bags.

Place Green Bags on Curb for Collection

The collection of Green Bags is effective immediately. Simply place filled and tied green bags on your curb, along side your trash, for collection on your normal trash service day. Limit is four bags per week; no additional cost. Collection occurs weekly through October 31, 2009 and will resume annually May 1 through October 31.

Get Help with Defensible Space

Download a defensible space checklist from Truckee Fire Protection District's website, or call to schedule a free one-on-one consultation. They are available to assist residents in learning how to create and maintain defensible space. To learn more about the importance of defensible space and preparing your home for wildfire contact: Truckee Fire Protection District 530.582-7850, Monday – Friday 8:00AM – 5:00 PM or log on to: www.TruckeeFire.org

Notes: Collection service is provided by Tahoe Truckee Sierra Disposal. Material collected through this program will be sent to a biomass facility for energy production or used in local erosion control applications. Green Bags will be

recycled. The cost of the collection and processing of green waste material is covered under the Refuge Collection Fee that all residents pay as part of property taxes. Therefore, all residents need to do is purchase green bags and place up to four green bags on the curb per week – you will not receive any additional bill for doing so.

For questions and comments please call Tahoe Truckee Sierra Disposal at 530.583.0148 (or) Town of Truckee ~ Solid Waste and Recycling Division, at Nichole Dorr at 530-582-2909.



With the only dual mountain pass that lets you ski and ride both Northstar-at-Tahoe™ Resort and Sierra-at-Tahoe® Resort, in just 5 visits you're accessing Tahoe's best tree-skiing, award-winning parks & pipes, and wind-protected slopes for **FREE!**

2 New Lifts at Northstar for '09-10!

Passes are sold in limited quantities on a first-come, first-serve basis.



CALL 530.562.2267

FOR PRICING AND PASS OPTIONS

DOUBLEWHAMMYPASS.COM/0910



JERAD L. WEST, DDS

Ask us about...

- Family discounts
- Innovative Smart Clip brackets
- Clear braces
- **invisalign**



WEST
ORTHODONTICS

Call for a free consultation...
(530) 587-5582

MON.-THURS. 8:00 A.M.-5:00 P.M.



www.drwestortho.com • 10021 Martis Valley Rd., Suite B, Truckee

Glenshire/Devonshire Bulletin Board

Stay informed

Keep up on what is happening in Glenshire and Devonshire, send us your email address and we will send any information and board agendas that will affect our community. Better to find out before it happens than after it happened. E-mail us at glenshire1@sbcglobal.net and ask to be put on the news and information list.

glenshiredevonshire.com

Visit us online at glenshiredevonshire.com. The website is loaded with information; CC&R's, Bylaws, Policies, Rules and Regulations, Clubhouse Rental Information, The Shire, Pool Schedule, Board Meeting Minutes, and more. All may be downloaded. As always, feed back, whether critical or complimentary, is important to us. Can't find what you're looking for? Email us at glenshire1@sbcglobal.net.

SOS Glenshire

SOS Glenshire is a local group interested in preserving open space and the current quality of life that we now enjoy. They are always looking for new members to help out and may be contacted at www.sosglenshire.org.

Glenshire Lake

Recreational activities in or on the lake, such as swimming, ice-skating or other similar activities are not endorsed or recommended by the Association. The Association assumes no responsibility for any such use. Please enjoy the beauty, don't litter, control and pick up after your pets.

New Paint? Replacing your roof? New siding?:

CC&R 5.01 (a)(b)(c) allows the Design Committee or the General Manager to make a summary approval of any alteration of buildings, walls, decks, fences and exterior structure alterations. No money, no application, just no bright purple houses with polished aluminum roofs please. Please stop by the office and show us the changes to prevent compliance issues down the road.

Play Date Preschool and School Age Program

Play Date Preschool and School Age Program offers our community before and after-school childcare at the Clubhouse. It's for children from Kindergarten to fifth grade, 7:00 to 8:45 am and 1:30 to 6:00 pm. In addition to daily care an ACTIVE and FUN Summer Recreational Program begins in June. Summer program includes swimming at the Clubhouse pool on M, W, and F and offsite field trips T, TH. Please call 530-582-0441 to reach Darlene Wilson, Owner/Director.

Dog Training Classes

Basic companionship was designed for puppies and dogs 6 months and older who have not had any previous formal training. Classes cover basic manners and are taught using gentle, effective, and innovative techniques to guide the dogs through their learning process. Advanced classes are also offered for graduates of Basic Companionship as well as Kindergarten Puppy Training. Jeanie Collins Duffield is a certified trainer and obedience instructor with over 20 years experience working with dogs and puppies of all ages. For more information, call Jeanie at 530-400-3647.

Lake Trail Fund Raising Campaign

If you haven't made a donation to the Lake Trail yet, please take a minute and send it to the Glenshire Lake Trail Project, in care of the Truckee Tahoe Community Foundation, P.O. Box 366, Truckee, CA 96160. Stop by the clubhouse and view the color rendition of the lake and trail with boardwalk, bridge, signage and landscaping. Better yet, take a quick stroll along the sections that have been completed.

FREE Contractor Directory Now Available

The 2009 - 2010 Contractor Directory is now available by calling the Contractors Association of Truckee Tahoe (CATT) 530-550-9999 or emailing a request to: info@ca-tt.com. There is no charge to receive a copy. The Directory is published by CATT and includes more than 200 names of local builders, associated professionals, suppliers, and others involved with the construction industry in the Truckee/North Tahoe region. You may also pick up a copy at the Association Office.

Clubhouse Dumpster

The trash container in the parking lot enclosed with a wooden fence is Not For Public Use. Please do not dump your personal trash without permission. If we have room, we don't mind helping, but please ask!

Church Service

Faith Baptist Church meets every Sunday. Service is at 10:00 am. For more information call Pastor Wood at 775-750-8856.

Other Info....

Remember that Thursday is garbage day. Please keep your garbage cans secured and your dogs confined. It's a good idea to put your garbage out in the morning, not the night before. Let's try to keep the garbage off of our streets and out of the open space.

RESORT FPO



Many Thanks to Court Jester

The residents that live on Court Jester got together, designed and built a wonderful addition to their neighborhood. This wonderful mail box holder is a great example of neighborhood spirit and makes everyone take pride in the place they live.

GDRA thanks the neighbors of Court Jester.

Animal-Resistant Garbage Can Enclosures

COMPANY	TELEPHONE	CONTACT
Baker Bins (formerly "BayCon")	(530) 587-1374	Dave Baker
Bear Guard	(530) 581-2211	Lee Van
No Bear Can	(775) 884-9353	Don Heldoorn
The Brown Bear	(530) 587-2895	Frank Brown
Tahoe Bear Box (BearSaver)	(530) 546-3154	Randy Stanaway
GP Fabrication (Garbage Safe)	(209) 464-4614	Ray Ghio

Considerations in purchase of bear-resistant enclosures:

We recommend that customers review the following considerations prior to their purchase of a bear-resistant garbage enclosure. Recommendations are based on Tahoe Truckee Sierra Disposal's (TTSD) forty years of experience in the industry and area served.

- Double-can enclosures are preferable to single-can models as they allow for the protection of occasional extra garbage, as well as participation in the Blue Bag Recycling Program in which Blue Bags must be separated from the regular garbage.
- Single door entry. The fewer the doors, the fewer the access points for a marauding bear. Additionally, single door access is more likely to be properly secured by the user (homeowner or renter) and thus more resistant to animal attack. Doors should be large enough to easily remove a lidded 32-gallon can, plus any extra bags or boxes, without spilling contents.
- Top doors may be prone to collect water and freeze. In some of these units, water has been known to ice the top doors shut, and/or seep from the top doors into the garbage cans, resulting in excessive weights, icing problems, and seepage from cans. Some models have corrected the problem by using a gutter.
- Locking mechanism should have plunging pins securing both top and bottom.
- Keyed flush-mount entry lock. Protruding handles and surface-mount locks will likely be broken. Standard key access for this area is the solid square key. Tapered keys are less likely to get stuck or remain positioned in the lock mechanism.
- Enclosures with inside safety levers for emergency egress to help prevent children from being locked inside.
- Rolled metal at access points. Flat metal door edges tend to provide an easier grip for the claw of the bear. Rolled metal door edges provide strength to the door (to prevent bending) and a more difficult edge to claw open.
- Roofs should preferably shed to the side or back, never in front of enclosure. Roofs that shed forward will drop snow in front of the door, blocking access. Enclosures that shed forward are more likely to spill trash to the rear of the unit.
- Enclosures should have some form of air vent.
- Seller stands behind product. Be certain the person who sells the product is ready, willing, and available to repair any problems or damages that may arise.

Placement of enclosure:

- TTSD is happy to meet with you at your site, free of charge, to discuss the most suitable location for your enclosure.
- All enclosures should be elevated above the ground to prevent access problems with ice and snow. Single pole mounts should be sufficiently sturdy to withstand bear attacks and snow load.
- It is recommended that enclosures be placed 1' to 2' inside the front property line, facing the driveway. Enclosures must be reasonably accessible for servicing (e.g. relatively flat and open area in front of doors, out of traffic, proximate to the roadway, not mounted too high, snow cleared, etc.).
- If the placement of the enclosure is more than 15 ft from a county maintained road please contact our office for approval. Such placements will likely require additional weekly service fees.
- It's always prudent to check with local communities, homeowners groups, governing entities, or public works departments to become aware of any restrictions imposed on enclosure types or placement locations.

Use and Maintenance of enclosure

- Never allow children to play in, on, or around enclosure.
- Educate all tenants or renters on proper usage of container.
- Keep enclosures accessible on service day (snow, parked cars, etc.).
- Use lids on cans in enclosure to help suppress odors.
- Latch doors firmly in closed position.
- IMPORTANT: Always leave keys out of door lock mechanism. If keys are left in the lock, it is possible the bear will strike or put pressure on the key causing damage to the lock mechanism.
- If the door is damaged, do not force it closed, as it will probably damage the hinge. See your representative for repair.
- Inspect enclosure on periodic basis. Check weld points, hinges, paint, rust, and cement pedestal (for cracks). Check garbage cans for wear, especially on bottom. Keep a clean shed to avoid odors.

Is Glenshire Just Glenshire?

People often refer to the eastern section of the Town of Truckee as Glenshire or Glenshire Devonshire. Devonshire consists of the 600 properties mostly in the Northern part of our Association. But we are not alone in the Eastern end of Town. There are 14 different communities in our area, some as small as three properties and some much larger.

The Glenshire Devonshire Residents Association's CC&R's only apply to the residents who live in the GDRA area. These other associations may or may not have CC&R's. Some of the more common names are Cambridge Estates, The Meadows or Juniper Hills. Some of the lesser known names are, Rolling Hill Ranchos, Tucker Estates, and Buckhorn Ridge. Three properties that I get phone calls on often are located on Manchester Drive. Very nice people who live there but they are not inclined to keep their properties to the same standards as high standards as Glenshire. Sometimes when I send out compliance letters the response that I get is "what about the other guy" well, often the "other guy" doesn't live in a community that has as much pride in its appearance and respect to our neighbors as most all of the Glenshire Residents have to each other.

OWN A LAKE TAHOE VACATION HOME FOR \$100?

ENTER NOW TO WIN A \$1.4 M TAHOE DREAM HOME OR \$1 MILLION IN CASH!



LAKE TAHOE DREAM HOME RAFFLE
TO BENEFIT TAHOE MOUNTAIN RESORTS FOUNDATION

ENTER TO WIN TODAY!
LAKETAHORAFFLE.ORG
1 (877) 308-TMRF



This raffle is registered in the State of California with the Attorney General's office in accordance with Penal Code 320.5

Dentist Office Humor

One day a man walks into a dentist's office and asks how much it will cost to extract wisdom teeth.

"Eighty dollars," the dentist says.

"That's a ridiculous amount," the man says. "Isn't there a cheaper way?"

"Well," the dentist says, "if you don't use an anesthetic, I can knock it down to \$60."

"That's still too expensive," the man says.

"Okay," says the dentist. "If I save on anesthesia and simply rip the teeth out with a pair of pliers, I could get away with charging \$20."

"Nope," moans the man, "it's still too much."

"Hmm," says the dentist, scratching his head. "If I let one of my students do it for the experience, I suppose I could charge you just \$10."

"Marvelous," says the man, "book my wife for next Tuesday!"



FOOD, FUN, AND FISH!

14th Annual Truckee Rive Day - Sunday, October 18, 2009

This year marks the 14th Anniversary of Truckee River Day! This year the Glenshire Devonshire communities have been chosen as a project site. We will be changing the route of a trail near the Glenshire Elementary school and building a board walk over a seasonally muddy area. You won't want to miss out on all the fun after your hard work! Come and share your Truckee River Day stories with the other volunteers and celebrate the good work that you have done. There will be food and drinks, booths, and fun activities. There will also be a fish release at 3:00 PM. Children should bring a clean bucket if they want to help release trout into the river.

Help restore our beloved Truckee River! Work on projects like restoring meadows, planting native plants, and maintaining trails to improve water quality. Truckee River Day is for volunteers of all ages. After work projects end, please come prepared to join us at Granite Flat Campground, just south of Truckee, at the end of the day for a celebration of the Truckee River!

Pre-registration is required! Please register by visiting the Truckee River Watershed council web site at: <http://www.truckeeriverday.org/>.

Someone from the Truckee River Watershed Council will contact you in the week before Truckee River Day with information about where to meet your group and what to bring.

Your check-in site will vary depending upon which project you sign up for.

9:00am for all-day projects, 11:00am for ½-day projects.

All projects finish around 3:00 PM.



Bistro Napa

Fresh. Delicious. Unexpected.

Experience our **New Menu**
featuring *Steakhouse favorites*
and *innovative entrées*.

Dinner nightly 5pm | Lounge opens 4pm
Happy Hour | 4pm - 6pm Daily

Atlantis

CASINO RESORT SPA • RENO™

Reservations welcome 775.335.4539
3800 S. Virginia St. | AtlantisCasino.com